	Europe Business Management System	Revision Date:
		15/MAY/2023
EA-SC-xx-M-001	Supplier Logistics Manual	Revision Level:
MANUAL		REV 1.1
CONFIDENTIAL: This information is Yazaki property and must follow applicable global and regional confidentiality rules. Copies are reference only, see network for latest revision.		

Foreword

YAZAKI has always considered customer satisfaction as one of the top priorities.

Competition in national and international markets has intensified significantly in recent years. Growing customer expectations in terms of quality and flexibility mean that our company and the entire supply chain face increasingly demanding challenges.

Traditional logistics operations have transformed into an integrated, customer-focused management function, that increasingly constitutes a strategic success factor in our company's competitiveness. YAZAKI Plants depend on cooperation with reliable, expert, and customer-focused suppliers.

To achieve this challenging objective, the quality of our products and services must be part of the main considerations when designing new technical solutions.

Delivering high quality product cannot be achieved without packaging providing proper protection.

Packaging material is a critical part of the YAZAKI product and service package offered to our customers.

Our Suppliers are considered as key partners to succeed in achieving the challenging customer's objectives.

In this direction, the needs for packaging standard requirements have been growing at the same time as YAZAKI Europe Limited's growing success.

This document is the result of a long study on how to further optimize product packaging with as purpose to bring values to our business partners: Customers and Suppliers.


This packaging requirements manual is one of the key stones of future YAZAKI and its business partner's success.

We rely on the support of every party in the application of these requirements.


	Europe Business Management System	Revision Date:
		15/MAY/2023
EA-SC-xx-M-001	Supplier Logistics Manual	Revision Level:
MANUAL		REV 1.1
CONFIDENTIAL: This information is Yazaki property and must follow applicable global and regional confidentiality rules. Copies are reference only, see network for latest revision.		

Table of Contents

1. Purpose	4
2. Scope	4
3. Terms & Definitions	5
4. Process Details	6
4.1 Responsibilities	6
4.1.1 YAZAKI Responsibilities	6
4.1.2 Suppliers Responsibilities	6
4.2 Packaging/Standard Packaging Size	7
4.2.1 Handling Unit Requirements	7
4.2.2 Packaging Design & Dimensions	8
4.2.3 Ergonomic Requirements & Container Utilization	9
4.2.4 Expendable Packaging	9
4.2.5 Returnable Packaging	9
4.2.6 Inner Packaging	10
4.2.7 Transport Packaging Design & Dimensions	10
4.2.8 Palletization	11
4.2.9 Stacking	11
4.2.10 Security in Goods Transportation	12
4.3 Packaging Verification	13
4.4 Labelling	14
4.4.1 General Requirements	14
4.4.2 Barcode / Data Identifier Requirements	14
4.4.3 Handling Unit Label	15
4.4.4 Pallet Unit Label	15
4.5 Serial Number Specification	16
4.6 EDI	17
4.6.1 Advanced Shipping Notice (ASN)	18
4.7 Transport	18
4.7.1 Transports Processed by Supplier	18
4.7.2 Transports Processed by YAZAKI	18
4.7.3 Cross Dock Operations	18
4.7.4 Premium Freightes	19
4.8 Terms of Delivery	19
4.8.1 Transport /Customs Documents	19
4.8.2 Invoicing	20
4.9 Cost of Non-Compliance	20
4.10 Logistics Quality	21

	Europe Business Management System	Revision Date:
		15/MAY/2023
EA-SC-xx-M-001	Supplier Logistics Manual	Revision Level:
MANUAL		REV 1.1
CONFIDENTIAL: This information is Yazaki property and must follow applicable global and regional confidentiality rules. Copies are reference only, see network for latest revision.		

5. References & Related Documents	23
6. Document Approval.....	23
7.Document History	24

	Europe Business Management System	Revision Date:
		15/MAY/2023
EA-SC-xx-M-001	Supplier Logistics Manual	Revision Level:
MANUAL		REV 1.1
CONFIDENTIAL: This information is Yazaki property and must follow applicable global and regional confidentiality rules. Copies are reference only, see network for latest revision.		

1. PURPOSE:

The purpose of this specification is to outline the minimum requirements for packaging & transportation systems.

This specification has the following objectives:

- To protect the components against damage in transit, handling and storage until the point of use;
- Reduce Quality issues and related Logistic costs;
- Avoid relabeling
- Optimized cube utilization for the handling unit, the loading unit as well as the transport medium.
- To respect ergonomic and safety constraints


Suppliers must use packaging that withstands the various dynamics of all transportation methods as land, air and sea transport.

2. SCOPE:

This Supplier guideline applies to all Suppliers and YAZAKI manufacturing plants shipping components and raw material to one of the YAZAKI EUROPE Limited manufacturing plants and distribution centers in the EMEA region.


All YAZAKI EUROPE limited manufacturing plants and distribution centers are entitled to apply these regulations stated in Supplier Logistics Manual.

For deliveries of YAZAKI ComBU designed components please consider the additional Component Packaging Specification [EA-QM-CO-S-027].

	Europe Business Management System	Revision Date:
		15/MAY/2023
EA-SC-xx-M-001	Supplier Logistics Manual	Revision Level:
MANUAL		REV 1.1
CONFIDENTIAL: This information is Yazaki property and must follow applicable global and regional confidentiality rules. Copies are reference only, see network for latest revision.		

3. TERMS & DEFINITIONS:

APQP	Advanced Product Quality Planning process
ASN	Advanced Shipping Notification
BCT	Box Compression Test
ComBU	Components Business Unit
CMR	Convention Merchandise Routier
ECT	Edge Crush Test
EDI	Electronic Data Interchange
ETA	Estimated Time of Arrival
EMEA	Europe Middle East Africa
Expendable	One-way, apply to carton/container box
GPDB	Global Price Database
HSC	Half Slotted Container (e.g. FEFCO 0312)
IPPC	International Plant Protection Convention
ISPM 15	International Standards for Phytosanitary Measures No. 15
ISO	International Organization for Standardization
OEM	Original Equipment Manufacturer
PPAP	Production Part Approval Process
POA	Proof of Authorization
REACH	Registration, Evaluation, Authorization and Restriction of Chemicals Regulation
RFQ	Request for Quotation
RSC	Regular Slotted Container (e.g. FEFCO 0201)
SM	YAZAKI Supply Management
SLC	Small Load Carrier
SPS	Standard Packing Size
Supplier	Product Manufacturer
VCI	Volatile Corrosion Inhibitor
VDA	Verband der Automobilindustrie (German Automotive Association)
WMS	Warehouse Management System
WH	Wire Harness
X-dock	Cross Dock
YEL	YAZAKI Europe Limited

	Europe Business Management System	Revision Date:
		15/MAY/2023
EA-SC-xx-M-001	Supplier Logistics Manual	Revision Level:
MANUAL		REV 1.1
CONFIDENTIAL: This information is Yazaki property and must follow applicable global and regional confidentiality rules. Copies are reference only, see network for latest revision.		

4. PROCESS DETAILS:


4.1 Responsibilities

4.1.1 YAZAKI Responsibilities

- Assist the Supplier with its packaging proposal
- Approve the Suppliers packaging proposal
- Organize or support supplier during transport operations in regards to agreed incoterms.
- Use the Transport Order Tool to book the adequate transportation mode.
- Check documentations (Manifest , Invoices , POA , Delivery notes , Customs documentations..) right after the departure of the truck and before reaching Customs point check.
- Define / refine the theoretical receiving window and share it with WH Team.
- Track deliveries from supplier according to agreed ETA and if needed activate contingency plan.
- Validate invoices and payment on time to suppliers

4.1.2 Supplier Responsibilities

- Comply with the YAZAKI packaging specification and customer (OEM) specific requirements
- Design & test the packaging (internal dunnage, dimensions, loading unit) based on these requirements
- Submit all required packaging documentation in GPDB Capacity Confirmation and written form (packaging data sheet)
- Ensure availability of sufficient quantity of packaging as well as a contingency plan in order to ensure a continuous supply.
- Review packaging for compliance and resubmit for approval in case of quality issues, part changes that affect the packaging or changes in the packaging specification.
- Comply with environmental legal requirements: Packaging directive 94/62/EC, REACH regulation (EC) N° 1907/2006 and also with local requirements.
- Supplier is responsible for the quality of their products and obedience of requirements stated in the Yazaki Supplier Logistics Manual.
- Organize or support YAZAKI during transport operations in regards to the agreed incoterms.
- Inform X-dock carrier for the needed information of deliveries to YAZAKI entities.
- Follow the Transport Order Tool for direct deliveries to prepare deliveries according to mentioned details by YAZAKI entity.
- Provide documentations (Manifest , Invoices , POA , Delivery notes , Customs documentations..) right after the departure of the truck and before reaching Customs point check.
- Comply with all applicable Environment, Health and Safety legal requirements related directly and / or indirectly to their activity / service provided to YAZAKI. The

	Europe Business Management System	Revision Date:
		15/MAY/2023
EA-SC-xx-M-001	Supplier Logistics Manual	Revision Level:
MANUAL		REV 1.1
CONFIDENTIAL: This information is Yazaki property and must follow applicable global and regional confidentiality rules. Copies are reference only, see network for latest revision.		

same applies in relation to YAZAKI internal specific EHS protocols that may apply to the type of service to be provided.

- Maintain an Internal EHS Management system and commit with adopting EHS best practices in order to promote Health and Safety and the mitigation of Environmental Impacts, including but not limited to:
 - CO2 emissions reduction footprint
 - Promotion of Waste Recycling and Circular economy
 - Promotion of Air emissions reduction
 - Elimination of Safety hazards and work accidents
- Cooperate with potential future Environment, Health & Safety surveys to evaluate the Supplier's performance and identify potential opportunities for continuous improvement on these areas.
- Ensure the products are safely loaded and the packages secured for transport, according to packing rules.
- Ensure that one pallet contains goods for only one plant.

4.2 Packaging/Standard Packaging Size

Standard packaging size is packing per item number according to an agreed and fixed quantity.

4.2.1 Handling Unit Requirements


Handling unit is the packaging / container in which the individual products (e.g. bags of connectors, reels of terminals, grommets, etc.) are packed per item number.

It is not allowed to mix different part numbers in a handling unit. Different modification /different revision levels of products also may not be combined in a handling unit.

Packages must be easily handled during opening and closing and for repacking operations.

All handling units must enable stacking, be rigid with no excessive flexing, bowing, buckling or distortion. They must provide adequate protection to ensure that goods reach end user in perfect condition. Depending on the shipping conditions and components material e.g. for sea-freight conditions, environmental effects could require additional packaging material as desiccant bags, VCI paper and corrosion protection.

Quality & packaging systems for all component families listed below as well as any other components that may not be listed:

	Europe Business Management System	Revision Date:
		15/MAY/2023
EA-SC-xx-M-001	Supplier Logistics Manual	Revision Level:
MANUAL		REV 1.1
CONFIDENTIAL: This information is Yazaki property and must follow applicable global and regional confidentiality rules. Copies are reference only, see network for latest revision.		

Standard parts	Non-Standard parts
Tape / Foam	Wire Spools /drums
Clips / Fasteners	Terminal reels
Nuts / Bolts / Screws	Convolute Tubing
Connectors	Extended Length Plastic Shields/Troughs

Standard parts are hereby defined as parts which are small and / or uniform in configuration which will fit into a pre-determined set of hand-held / human movable boxes.

Non-Standard parts are hereby defined as parts which require their own packaging system and / or SLC and pallet dimensions due to part configurations/sizes in order to ensure package and part integrity.

The minimum requirements within these guidelines shall be met by all Component Suppliers shipping Standard & Non-Standard parts to YAZAKI.

These requirements will help YAZAKI and its Suppliers to achieve a high level of Quality performance in regard to automotive standards, environmental legal and local requirements and OEM specific needs.

Therefore, it is ultimately the Suppliers responsibility to ensure that their parts arrive at the end user undamaged.

Suppliers must use packaging that withstands the various dynamics of all transportation methods as land, air and sea transport.

Only one-part number is permitted to be shipped inside each box. Multiple part numbers inside one box is not permitted.

4.2.2 Packaging Design & Dimensions


In order to enable a maximum fill rate of the pallet and the pallet footprint the container shall be modular. The preferred container dimension for the 1.200mm x 800mm footprint can be found in the following attachment: EA-SC-xx-M-001-A-01.

The corrugated material must have minimum 44 ECT to provide a sufficient strength in order to maintain part quality.

Minimum BCT requirement is explained in section 4.2.9.

The flute direction shall be vertical to optimize the compression strength.

All carton boxes shall be adequately sealed with packaging tape. Staples as well as asphalt sealing tapes are not allowed. Hand holes should not be used, unless specified by YAZAKI.

	Europe Business Management System	Revision Date:
		15/MAY/2023
EA-SC-xx-M-001	Supplier Logistics Manual	Revision Level:
MANUAL		REV 1.1
CONFIDENTIAL: This information is Yazaki property and must follow applicable global and regional confidentiality rules. Copies are reference only, see network for latest revision.		

4.2.3 Ergonomic Requirements & Container Utilization

The weight per manually handled handling unit is limited to 15kg. In case local legal requirements imposes a lower weight limit, the legal requirements must be always respected.

Each handling unit shall reach a minimum vertical box density of 90% based on the following formula:

$$\text{vertical box density (\%)} = \frac{\text{Height of goods in container}}{\text{Height of container}}$$

4.2.4 Expendable Packaging

Corrugated box material as well as the used internal dunnage shall be 100% recyclable. During the design of the box and dunnage the loading, unloading, recycling, and disposal shall be considered.

All the boxes shall be regular slotted container (RSC) with flaps for closure. Half slotted container (HSC) shall not be used.



Figure 1 Authorized carton box types

4.2.5 Returnable Packaging

In case of mutually agreed use of returnable packaging, the ownership as well as the responsibilities for maintenance, repair, cleaning, tracking, etc. shall be determined during the sourcing process. Rental of returnable packaging may also be pursued as an option.

For standard parts, the returnable packaging shall conform to the VDA or Odette GALIA packaging standards.

	Europe Business Management System	Revision Date:
		15/MAY/2023
EA-SC-xx-M-001	Supplier Logistics Manual	Revision Level:
MANUAL		REV 1.1
CONFIDENTIAL: This information is Yazaki property and must follow applicable global and regional confidentiality rules. Copies are reference only, see network for latest revision.		

4.2.6 Inner Packaging (Packaging for Special Protection)

The inner packaging shall be designed to protect the parts in an efficient manner: Quality and Cost. Components features shall be considered: self-lubricated parts, moving parts, functional features, appearance, material, ESD Sensitive devices, etc.

Cushioning packaging (airbag, bubble foil/wrap) or foam chips usage shall be avoided as much as possible.

To be able to choose the proper inner packaging method, several parameters shall be taken into account:


- Does the part contain moving features?
- Is there any fragile area on the part?
- Is there a seal or self-lubricated component?
- What kind of material is the part made of?
- Is there any needed orientation of the part in the packaging for future processing?

4.2.7 Transport Packaging Design & Dimensions

All shipments of the Component Suppliers shall be palletized. Deviations (e.g. for slip sheets) have to be mutually agreed.

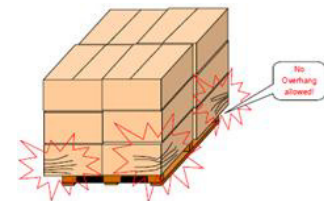
The following minimum design requirements have to be fulfilled:

- Footprint: 1.200mm x 800mm, 48" x 40" (1.219mm x 1.016mm) for US shipments
- Maximum pallet height (empty): 150mm
- Dynamic pallet Load Capacity conform 3m stack and it should be minimum 750kg
- 4-way free entry block pallet with three skids
- Forklift pocket minimum opening height: 88mm
- Solid wood pallet, no press wood pallet
- IPPC treatment & marking according to ISPM 15 (latest version)


	Europe Business Management System	Revision Date:
		15/MAY/2023
EA-SC-xx-M-001	Supplier Logistics Manual	Revision Level:
MANUAL		REV 1.1
CONFIDENTIAL: This information is Yazaki property and must follow applicable global and regional confidentiality rules. Copies are reference only, see network for latest revision.		

4.2.8 Palletization

The carton footprints shall completely cube out a full layer on the pallet with no overhang.



The part bearing boxes need to lie on its four corners. If this is not possible, a cardboard layer **no larger than the pallet footprint** has to be added.



The folding boxes shall be aligned vertically. Brick or interlocking stacking is not allowed.



Figure 2 Palletization Requirements

4.2.9 Stacking


All pallet loads shall assure a safe stacking and enable optimal transport and storage volume utilization. Palletized loading units must, under dynamic circumstances (during transport), withstand a stacking height of three pallet loads of the same footprint and weight or a height of 3,00 m, assuring all products to arrive in undamaged condition at the final point of use.

The minimum Box Compression Test (BCT) value of the selected corrugated box shall be determined based on this dynamic transport condition, considering a safety factor of at least 3.

The following table will help to identify the maximum height per loading unit:

Transport type	Max. Loading unit Height (mm)
Standard truck / High Cube Sea container	1.275 mm
Mega truck	965 mm (3 units stacking) 1.450 mm (2 units stacking)

Table 1 Max height per loading unit

	Europe Business Management System	Revision Date:
		15/MAY/2023
EA-SC-xx-M-001	Supplier Logistics Manual	Revision Level:
MANUAL		REV 1.1
CONFIDENTIAL: This information is Yazaki property and must follow applicable global and regional confidentiality rules. Copies are reference only, see network for latest revision.		

The heaviest palletized load must always be at the lowest level while storing the pallets or during transport.

The top layer of the palletized load has to be even. Pyramid stacking as well as the use of “Do not stack” labels is not permitted.

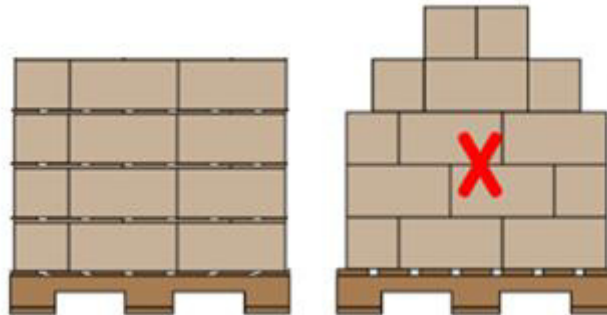


Figure 3 Stacking with flat top

Exceptional use of the “Do not stack” label has to be agreed upon individually and will not exempt the Supplier from damaged product claims.

For loading units that exceed 500kg, 2 labels have to be attached on adjacent corners to alert the material handlers about the weight risk. An example can be found below:

The above applies unless different is agreed in the PPAP product packaging standard or due to size and/or configuration of Non-Standard parts.

Weight of pallet > 500kg
Ensure that pallet is loaded underneath

4.2.10 Security in Goods Transportation

All loading units must be secured with plastic banding and/or clear plastic stretch wrap. Steel banding, nailing, or gluing is not permitted. In addition, corner boards or edge protectors might be used.

For wire spools overlapping on the pallet is not allowed. See Figure 4.

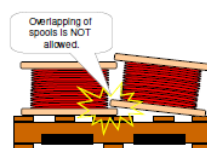



Figure 4 Overlapping of wire spools

	Europe Business Management System	Revision Date:
		15/MAY/2023
EA-SC-xx-M-001	Supplier Logistics Manual	Revision Level:
MANUAL		REV 1.1
CONFIDENTIAL: This information is Yazaki property and must follow applicable global and regional confidentiality rules. Copies are reference only, see network for latest revision.		

Large spools (See Figure 5.) which do not take up the full footprint of the pallet must be banded to the pallet in a 4-way pattern.

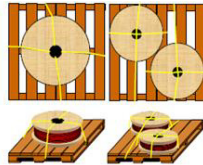


Figure 5 Positioning large spools on pallet

Smaller spools (See Figure 6.) that take up the full footprint of the pallet may also be banded, but should always be stretch wrapped as shown, with “X” pattern on top for the final wrap. All four corners of the pallet should be included in the stretch wrap.

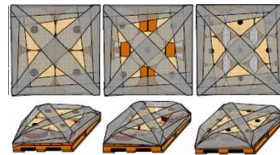


Figure 6 Positioning small spools on pallet

Wire Fibre Drums (See Figure 7.) shall follow the same requirements for spacing on the pallet and banding/stretch wrapping as Wire Spools.

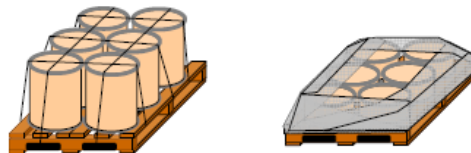


Figure 7 Positioning wire fibre drums on pallet

4.3 Packaging Verification

Packaging specifications are mutually agreed upon between YAZAKI and the Supplier. All loading units and its content must arrive in undamaged condition at the final point of use. In the event of any transportation damages, unless otherwise agreed between YAZAKI and Supplier in the individual case, the party that has commissioned, and pays, the freight forwarder shall be responsible for the securing and handling of any claims for damages against the freight forwarder.

In case the packaging is considered unsuitable or needs to be improved the Supplier is alerted. Supplier, SM, quality, and packaging engineering work together for improving packaging.

Verification shall be done by performing the necessary tests such as drop test (Ref: VDA Recommendation 4535, ISO 2206 / ISO 2248), BCT, and shipment trial. Test results shall be verified by YAZAKI.

Before the deployment of improved packaging shipment trial is performed in order to confirm the packaging capabilities to protect the parts according to the designated physical flow /

	Europe Business Management System	Revision Date:
		15/MAY/2023
EA-SC-xx-M-001	Supplier Logistics Manual	Revision Level:
MANUAL		REV 1.1
CONFIDENTIAL: This information is Yazaki property and must follow applicable global and regional confidentiality rules. Copies are reference only, see network for latest revision.		

Supply Chain. The shipment trial is part of the packaging validation process. Therefore, this test shall be planned before PPAP approval.

4.4 Labeling

YAZAKI is using a material handling system based on SAP. In support of this initiative, all components and raw material Suppliers that supply to YAZAKI or any of its affiliate locations are required to attach barcoded labels according to the known European automotive standards (Odette or VDA), on each pallet unit and handling unit. Label samples are shown in attachment EA-SC-xx-M-001-A-02.

4.4.1 General Requirements

According to VDA 4902/ODETTE V4.1, standards are specified for the automotive industry and its Suppliers.

Packaging is subdivided as follows:

- Handling unit: Small Load Carrier (SLC), carton, etc.
- Pallet unit: Pallet, pallet cage

Labels are to be attached to the stated sides of packing units in a visible position. Adhesive labels must be used for carton boxes. Labeling for SLC is explained in section 4.4.3.


4.4.2 Barcode / Data Identifier Requirements

The permitted barcode type is Code 39 according to ISO/IEC 15417. The allocated space of the barcode shall be directly below the human-readable characters. The print quality shall comply with ISO/IEC 15416 with a height of 13 mm.

A sample print shall be provided by the Supplier to the receiving YAZAKI plant for testing of the content and quality of the barcode prior to any label change.

The barcoded fields shall start with the data identifier and will identify the type of information encoded in that symbol. Care must be taken that the barcoded data has the proper data identifier. The data identifier shall be printed in human-readable characters in parentheses under the title for the appropriate data area. The data identifier shall not be included in the human-readable interpretation of the bar code symbol.

Fields on the label are explained in attachment :EA-SC-xx-M-001-A-02.

	Europe Business Management System	Revision Date:
		15/MAY/2023
EA-SC-xx-M-001	Supplier Logistics Manual	Revision Level:
MANUAL		REV 1.1
CONFIDENTIAL: This information is Yazaki property and must follow applicable global and regional confidentiality rules. Copies are reference only, see network for latest revision.		

The data identifiers listed below shall be used on YAZAKI labels:

Data identifier	Data area
P	YAZAKI part number
Q	Quantity
V	Supplier number
S	Serial number
2P	Supplier part no. (optional)

Table 2 List of Data Identifiers

4.4.3 Handling Unit Label

Each handling unit must be labeled with only one barcoded label. It must be always possible to scan the handling unit label from the outside of a composed pallet.

Handling unit label


- A6, size 210 x 74 mm
- It must be positioned on the front of each handling unit.
- The content of the label must be printed in Arial font.
- The printing must be on black on white background.
- Barcodes must be placed in the middle of the related field.

4.4.4 Pallet Unit Label

Pallet labels must be attached to the outside of the pallet foil or placed in a plastic transparent label holder. It is not allowed to glue the pallet label directly to a handling unit.

The main label for the pallet unit (pallet, pallet cage)

- A5, size 210 x 148 mm
- Two labels must be implemented on the package, one on the front and one on the longitudinal side.
- The content of the label must be printed in Arial font.
- The printing must be on black on white background.
- Barcodes must be placed in the middle of the related field.

	Europe Business Management System	Revision Date:
		15/MAY/2023
EA-SC-xx-M-001	Supplier Logistics Manual	Revision Level:
MANUAL		REV 1.1
CONFIDENTIAL: This information is Yazaki property and must follow applicable global and regional confidentiality rules. Copies are reference only, see network for latest revision.		

4.4.4.1. Homogeneous Pallet Unit Label

If a pallet load consists of a single part number (homogeneous pallet), a barcoded pallet label must provide the above-mentioned standards and be attached to both the short side and longitudinal side of the pallet.

4.4.4.2. Heterogeneous Pallet Unit Label (Mixed Pallet)

If multiple part numbers are being shipped within one Pallet, a mixed load bar-coded label must be attached to the short side of the pallet. This must be a “low adhesion” label. The gross weight for the complete pallet must be easily visible.

4.5 Serial Number Specification

The most important information on the label is the unique serial number. With this number, relabeling can be avoided.

Therefore, each Component Supplier will be responsible for tracking the serial number they generate for each handling unit and pallet shipped to YAZAKI. Any communications to YAZAKI about particular handling units (e.g. for rework or quality issues) must include the serial number that appears on the bar code label.

Each Component Supplier is responsible for generating serial numbers that are unique across all of their part numbers and handling units. A serial number shall never be repeated.

The diagram below explains the details of the serial number:


123456 = Supplier 6 digits SAP Supplier account number. Account numbers with less than six digits shall be preceded by zeroes in order to make the Supplier account number six digits long.	1A2B3CY29X = Supplier unique 10 digit numeric or alphanumeric tracking ID.
--	---

Table 3 Creation of Serial number

Serial number 16-digit sample



Table 4 Example of Serial number

	Europe Business Management System	Revision Date:
		15/MAY/2023
EA-SC-xx-M-001	Supplier Logistics Manual	Revision Level:
MANUAL		REV 1.1
CONFIDENTIAL: This information is Yazaki property and must follow applicable global and regional confidentiality rules. Copies are reference only, see network for latest revision.		

All pallet labels shall also have a unique 16-digit serial number. In order to separate this number from the box label, the following identifiers have to be used:

Label type	Identifier
Homogeneous Pallet unit	M
Heterogeneous Pallet unit	G

Table 5 Identifiers for labels

4.6 EDI

ASN's are required for each shipment and must include all information pertaining to the material on the shipment. Especially the printed serial number (Handling unit number) has to be mentioned.

It is required that the Supplier is able to communicate according to EDIFACT D99A respectively the communicated YAZAKI standard. For further details please check the YAZAKI Europe Limited DESADV D99A Implementation Guideline for Suppliers on the Supplier portal.

All supplier must follow full compliance of the Logistics Requirements as specified in the YEL Supplier Logistics Manual demonstrated in "Standard Schedule Agreement" document as in attachment EA-SC-xx-A-01.

Rolling forecast frequency details can be listed as follows:

- Weekly Horizon: up to 12 months (including period beyond lead time)
- Communication method: EDI DELFOR

Call-Off Order details can be listed as follows:

- Scope limitation: In case the Supplier has local business (distance < 400 km) with any of the Buyer's Affiliates, Call-Off Orders (EDI DELJIT) might be provided in addition to the DELFOR if so agreed directly between the individual Buyer's Affiliate and the Supplier in the individual case.
- Frequency: Weekly; via EDI message
- Communication day(s): Agreed/fixed day of the week; Call-Off Order lead time to ETD min. 3 days
- Call-off horizon: Week 0 (order week) and Week 1 in line with the Fixed Period as set out below

Commitment and schedule details are as following:

Agreed lead time (LT)		Beyond agreed lead time (LT)
FIXED PERIOD	VARIABLE PERIOD	OPEN PERIOD
Week 0 - week 1	Week 2 - till the end of LT	Weeks beyond LT
invariable	+ 30% of the total NET qty	fully variable
	-100% of the total NET qty	

Table 6 Commitment and Schedule Details

	Europe Business Management System	Revision Date:
		15/MAY/2023
EA-SC-xx-M-001	Supplier Logistics Manual	Revision Level:
MANUAL		REV 1.1
CONFIDENTIAL: This information is Yazaki property and must follow applicable global and regional confidentiality rules. Copies are reference only, see network for latest revision.		

4.6.1 Advanced Shipping Notice (ASN)

Supplier shall send the ASN within 15 minutes after the departure of the shipment at the premises of the Supplier. The agreed ASN format is the EDI EDIFCAT D99A.

4.7 Transport

4.7.1 Transports Processed By Supplier

If YAZAKI is paying for the freight, the SUPPLIER shall use only the forwarders/freight carriers, courier companies and Logistics Service Provider (LSP) specified by YAZAKI. Exceptions are only permitted in justified cases and subject to prior written approval by the YAZAKI contact.

The SUPPLIER is responsible for ensuring that its products are safely loaded and the packages secured for transport, according to packing rules. Mixed pallets to different plants are not allowed. Only possible to load one plants materials in one pallet.

All pallet labels should contain the SAP plant code. Different formats of plant codes will not be allowed. (Fields on the label are explained in EA-SC-xx-M-001-A-02.) In exceptional cases, an additional paper with the SAP plant code to be attached to the pallet.

4.7.2 Transports Processed By YAZAKI

Direct shipments, arranged by the Yazaki entity, will be executed by using the YAZAKI Transport Order Tool. In this case, the supplier and chosen carrier will receive a notification mail from the Transport order Tool and will be able to see details of related delivery.


4.7.3 Cross Dock Operations

The SUPPLIER is responsible to share pick up details (box-pallet qty, stackability information of goods, weight, which Yazaki plant, etc.) to Cross Dock carrier one day before the fixed pick up till 12h at noon by using Cross Dock carrier web portal (exceptionally by mail)

Mixed pallets contain different plants' materials are not allowed. Only possible to load one plants materials to one pallet.

The SUPPLIER is responsible for ensuring that its products are safely packed and secured for transport according to packing rules

All labels need to be clearly readable, all fields on the label should be able to match the details in EA-SC-xx-M-001-A-02. As a plant code SAP plant code should be written on the

	Europe Business Management System	Revision Date:
		15/MAY/2023
EA-SC-xx-M-001	Supplier Logistics Manual	Revision Level:
MANUAL		REV 1.1
CONFIDENTIAL: This information is Yazaki property and must follow applicable global and regional confidentiality rules. Copies are reference only, see network for latest revision.		

labels. Labels from the X-dock service providers, which can be printed from their webportal, must be stucked to the pallet in order to ensure easy handling in our supply chain.

4.7.4 Premium Freights

In case of delay or lateness caused by the Supplier, door-to-door delivery is mandatory. In this case, The Supplier shall deliver the Products at his own costs on “Delivered Duty Paid” terms, (DDP) to Yazaki plant as per (INCOTERMS 20XX of the International Chamber of Commerce).

4.8 Terms of Delivery

Delivery must be executed according to the official and mutually agreed Incoterms (INCOTERMS 20XX of the International Chamber of Commerce). The Supplier is responsible for providing all necessary documents (Delivery note, CMR, Invoice) in line with the local, national and international legislation.

4.8.1 Transport/Customs Documents

The Seller shall provide the buyer with all necessary documents for customs clearance, i.e. for export in the country of shipping, for transit if applicable, and for import in the destination country, in a permitted form (electronic or in paper form) and within the correct set time frame.


The required customs documents depend on the status of the selling and or receiving country/plant.

Required documents for EU to EU:

- Invoice (only if shipping by air or sea)
- Packing list
- Shipping doc: AWB / CMR / B of L

Required documents for EU to non EU, EU to EU with transit non EU, non EU to EU, non EU to non EU

- Invoice (mandatory)
- Additional docs as per legal requirement of the concerned country
- Preferential docs
 - LTSD (Long Term Supplier Declaration)
 - CoO (Certificate of Origin by the Chamber of Commerce)
 - EUR1 (by the Chamber of Commerce + stamped by customs officers at import office)

	Europe Business Management System	Revision Date:
		15/MAY/2023
EA-SC-xx-M-001	Supplier Logistics Manual	Revision Level:
MANUAL		REV 1.1
CONFIDENTIAL: This information is Yazaki property and must follow applicable global and regional confidentiality rules. Copies are reference only, see network for latest revision.		

➤ **Euromed-PEM Convention**

Supplier to ship goods with required documents to obtain preferential status (= to be exempt import duties)

- EU Export docs: EX/A reverse (import): non EU to EU
- EU Import docs: T1 document, if applicable: Eur1, ATR, CoO
- Subject to Incoterm: insurance
- Shipping Doc (CMR, AWB, B/L)
- Packing list
- ATR (Free Movement Certificate)

4.8.2 Invoicing

The Supplier will contact the receiving Yazaki plant for invoicing requirements.

The following information must be included on all production part invoices submitted to Yazaki:

- A unique invoice number (not repeated)
- Yazaki Supplier number
- Yazaki part number
- Yazaki purchase order number
- Quantity of parts
- Unit and total price
- Country of origin
- Complete and detailed description of the merchandise
- The terms of sale (latest version of INCOTERMS)

Supplier will ensure that all information provided on all invoices and shipping/business documents and/or electronic data accurately reflects the physical goods in the shipment.

For more details please to check EA-SC-xx-M-001-A-03.

Cost of Non-Compliance

Documentation costs

- Export declaration / EX1 document: 50€ / shipment
- EUR1 / ATR: 50€ / shipment
- Web-Portal booking: 10€ / shipment

	Europe Business Management System	Revision Date:
		15/MAY/2023
EA-SC-xx-M-001	Supplier Logistics Manual	Revision Level:
MANUAL		REV 1.1
CONFIDENTIAL: This information is Yazaki property and must follow applicable global and regional confidentiality rules. Copies are reference only, see network for latest revision.		

Labeling Non-conformance

- First occurrence: 30 days grace period to correct labels
- After 30 days 25€ / box that is non-conforming

YAZAKI will pass through all incurred expenses in terms of Repackaging, Labeling or any further activities based on the local labor costs, but with a minimum of 100€, plus applicable documentation costs.

4.9 Logistics Quality

A logistics complaint may be triggered by a process disruption or failure at YAZAKI that was caused by the SUPPLIER. The SUPPLIER shall be liable for costs arising from logistics errors and/or damages.

In the event of a logistics complaint, the SUPPLIER shall be notified thereof and requested to analyze the error description or logistics failure, and initiate appropriate corrective and preventive action.

Yazaki Claim handling system to be used for the Logistics issues.

	Europe Business Management System	Revision Date:
		15/MAY/2023
EA-SC-xx-M-001	Supplier Logistics Manual	Revision Level:
MANUAL		REV 1.1
CONFIDENTIAL: This information is Yazaki property and must follow applicable global and regional confidentiality rules. Copies are reference only, see network for latest revision.		

Below the type of Logistics Claims can be raised from Yazaki plants by Yazaki Claim handling system:

Type of Supplier	Concern class	Defect name	Description
Raw material supplier	Logistics RM	Boxes under-/overfitting the pallet	Either the boxes are over lapping or under fitting the pallet
		Quality of boxes	Improper boxes, not strong enough to sustain stackability of the pallets
		Boxes badly stacked on pallet	Pallets are loaded by material supplier in a manner that doesn't guarantees stability and safety
		Quality of pallets	Non- Fumigated Pallets, 'Damaged pallets, or non compliant pallets seize
		Non flat pallet top	Top of the pallet not on equale level
		Non-Protected goods	Goods were missing protection and exposed to damage, Water, Dust, etc. or Losse boxes
		Single box shipment	Single box shipment could have been consolidated with other pallets
		Pallet labeled Non-Stackabale	Pallets are stackable and labeled non-stackable
		Dirty Packaging	Dirt or any unkown substances found on packaging
		Not according SPS	Less or more sps
		Missing Label	Primary product packaging or transport packaging are missing
		Wrong Information on Label	Wrong Informations on Label
		Insufficient Label Information	Informations related to supplier, receiver, weight, Nb of items, Yazaki prt Nb Primary packaging not labeled according to European automotive standards.
		Wrong Label placement	Label shall be placed in order to be readable and reachable
		Damaged Label	Label is damaged wich made it illegible by barcode reader
		Swapped label	Label of item A put on item B
		Bad Label fixation	Label was badly fixed to the box which can lead to loss of goods
		Missing/Wrong Document	Delivery note, export documents, etc, wich are wrong, missing, or submitted late.
EDI non conformities	Wrong data sent by supplier, Missing EDI, or late submission.		
Overshipment	Supplier shipped more than the ordered goods		
Shortshipment	Supplier shipped less goods than ordered		
Wrong part number	Supplier shipped wrong part than ordered		